

Test Your Chess Knowledge

**Crucial Exercises
To Sharpen Your
Understanding**

Thomas Luther

First edition 2022 by Thinkers Publishing
Copyright © 2022 Thomas Luther

All rights reserved. No part of this publication may be reproduced, stored in a retrieval system or transmitted in any form or by any means, electronic, mechanical, photocopying, recording or otherwise, without the prior written permission from the publisher.

All sales or enquiries should be directed to Thinkers Publishing, 9850 Landegem, Belgium.

Email: info@thinkerspublishing.com
Website: www.thinkerspublishing.com

Managing Editor: Romain Edouard

Editorial Director: Adrien Demuth

Assistant Editor: Daniël Vanheirzeele

Proofreading: Bernard Carpinter

Software: Hub van de Laar

Cover Design: Mieke Mertens

Graphic Artist: Philippe Tonnard

Production: BESTinGraphics

ISBN: 9789464201673

D/2022/13733/38

Test Your Chess Knowledge

**Crucial Exercises To Sharpen
Your Understanding**

Thomas Luther

Thinkers Publishing 2022



Key to Symbols

!	a good move
?	a weak move
!!	an excellent move
??	a blunder
!?	an interesting move
?!	a dubious move
□	only move
N	novelty
⊙	lead in development
⊙	zugzwang
=	equality
∞	unclear position
∞	with compensation for the sacrificed material
±	White stands slightly better
∓	Black stands slightly better
±	White has a serious advantage
∓	Black has a serious advantage
+−	White has a decisive advantage
−+	Black has a decisive advantage
→	with an attack
↑	with initiative
↔	with counterplay
Δ	with the idea of
⊃	better is
≤	worse is
+	check
#	Mate

Table of Contents

Key to Symbols.....	4
Introduction.....	6
Chapter 1 – Quick Test 1.....	7
Chapter 2 – Advanced Lesson 1.....	17
Chapter 3 – Quick Test 2.....	51
Chapter 4 – Advanced Lesson 2 – Easy Tactics in the Endgame.....	61
Chapter 5 – Quick Test 3.....	79
Chapter 6 – Advanced Lesson 3 – Chess History.....	95
Chapter 7 – Quick Test 4.....	115
Chapter 8 – Advanced Lesson 4 – Checkmate in Up to 5 Moves.....	131
Chapter 9 – Quick Test 5.....	151
Chapter 10 – Advanced Lesson 5 – Advantage or Mate in Up to 5 Moves.....	167
Chapter 11 – Quick Test 6.....	189
Chapter 12 – Advanced Lesson 6 – All Kinds of Draws.....	205
Chapter 13 – Quick Test 7.....	227
Chapter 14 – Master Class 1 – Advantage in 5 or More Moves.....	243
Chapter 15 – Quick Test 8.....	263
Chapter 16 – Master Class 2 – The Classics.....	281
Chapter 17 – Quick Test 9.....	299
Chapter 18 – Master Class 3 - Studies.....	317
Chapter 19 – Quick Test 10.....	339
Chapter 20 – Master Class 4 – The Long Way to Checkmate.....	357
Conclusion –.....	378

Introduction

How to use this book

I thought long and hard about the best way to structure this *Workbook*. My idea was to make a book with additional exercises for readers of my earlier books *Thinker's Chess Academy Volumes 1 & 2* (TCA1 and TCA2 for short) while working with these books, plus material for really interested and ambitious readers to maintain and broaden the skills they have already learned.

That's not an easy task, as it means combining rather basic material with really sophisticated exercises without making it boring for the advanced readers or too hard for readers still on TCA1 level. My idea is to mix the two parts.

Readers still on the lower level should work through the chapters **Quick Test 1**, **Quick Test 2** etc and after **Quick Test 10** go over to the chapters **Advanced Lesson 1**, **Advanced Lesson 2** and so on.

Advanced readers can use each chapter's Quick Test as a kind of warm-up test under time pressure, for example setting a time of 10 seconds for each mate in 2 or whatever you may think is right for you. After the Quick Test you go ahead with the following **Advanced Lessons** chapter.

The hardest part of the book is called "**Master Class**". In these chapters you'll find really difficult exercises such as unusually long combinations or checkmates.

Not every reader is ambitious enough or has enough time to work very hard on his chess. That's quite understandable and nothing to be ashamed of. You can enjoy chess very well without being a strong tournament player. You could just entertain yourself by playing through interesting combinations. In this case don't try too hard to solve the **Advanced Lessons** or **Master Class** exercises. Have a look to make yourself familiar with the position, than look at the solution and enjoy the surprising combinations. You won't learn as much as you would by racking your brain to crack the hard nuts. But some knowledge and experience will certainly rub off and increase your understanding of chess.

I hope this book will help you to work towards your goals and let have you fun with chess.

Thomas Luther

QUICK TEST 1

We start with checkmate in up to two moves. That means that sometimes a mate in one move is possible.

This exercise corresponds to Chapter 7 in TCA1 and is presented as additional material for that chapter.

But it is a good start for chess friends who didn't work with the original *Thinker's Chess Academy* book (TCA) and are just using the workbook for their tactical training.

You may think such checkmates are a piece of cake and too easy. But you'll see that some are not as simple as you may think. And always remember: here in the book it's written in big letters, "Mate in up to two moves". In the game, though, there's no such writing on the board and you have to see the mate yourself, preferably a few moves ahead. Therefore it's important that you know as many mate patterns as possible. I hope I can show you some that you did not know already or that you would not always recognize in a game. Please take this training seriously; it's an important part of the road to playing better chess.

For this and the following test I give you no diagram to the solution. For your development it's absolutely crucial that you can keep at least two moves for a short time in your memory. Later this number should go up to three, four and more moves. Going back from the solution to the diagram with the moves in your mind is a little extra training!


For all readers who think this is really too easy: solve the 34 problems in a short time. Let's say 10 seconds each, 340 seconds for the lot. Make it six minutes in total. I even give you 20 extra seconds to refresh yourself by gulping down some water, coffee, Coke or whatever you like.

And now let's start and think like the masters! It's White to move unless there is a ● after the exercise number. Sometimes, ○ / ● will appear, and it means the exercises can be searched from both sides.


Are you sure you can solve them all? Let's see!

Quick Test 1


Find mate in two moves




1




2




3




4




5




6




7




8




9




10




11




12




13




14




15




16




17




18




19




20




21




22




23 ○ / ●




24 ●




25 ●




26 ●




27 ●




28 ●




29 ●




30 ●




31 ●



32 ●



33 ●



34 ●

Solutions

Test 1

- 1 Let's start with a classic motif – surely you remember the smothered mate? 1. ♖f7-g8+ ♜a8xg8 2. ♜g5-f7#
- 2 1. ♜d5-e7+ Double check! ♜g8-h8 2. ♜e7-g6#
- 3 Black's last move, ♜e8-f6??, was the decisive mistake. 1. ♜d4-f3#
- 4 1. ♖f8-f6+ ♜e5xf6 2. ♜c3xf6# An X-ray attack!
- 5 1. ♖h6xf8+ ♜e7xf8 2. ♜h1xh7# The Arabian mate.
- 6 1. ♖h6-g7+ ♜e8xg7 2. ♜f5-h6#
- 7 1. ♖a8-h8+ ♜g6xh8 2. ♜g1-g7#
- 8 1. ♖d1-e1+ ♜e2xe1 2. g2-g3#
- Or 1... ♜e2-f2 2. ♖e1xf2#
- 9 1. ♜e5-g6+ h7xg6 2. ♜e4-h4#
- 10 1. ♖e2-e6+ ♜f7xe6 2. ♜e1xe6#
- 11 1. ♖h5-h4#
- 12 1. ♜d4-e6+ Double check! 1... ♜g7-g8 2. ♖h5-g6#
- 13 1. ♜f5xh6+ ♜g8-h8/f8 2. ♜f4-g6#
- 14 1. ♖b6-d8+ ♜f8-g7 2. ♜d4-f5#

15 1. ♖h6xh7+ ♔h8xh7 2. h5xg6# Double check!

16 1. ♖e6-e8+ ♜d8xe8 2. ♞e1xe8#

17 1. ♖c3-h8+ ♔g8xh8 2. ♞e8xf8#

18 1. ♜d6xh6+ ♔h7xh6 2. ♖e7-h4#

19 1. ♗d4xe6+ ♙f5xe6 2. ♙e3-c5#

20 1. ♙e2-g4+ ♗f6xg4 2. ♖h4-e7#

21 1. g5-g6+ ♔f7xg6 2. ♙a4-e8#

Or 1... ♔f7-e7 2. ♞h8-e8#

22 1. ♙c5-f8 ♔g8xf8 2. ♖f6-h8#

Or 1... ♞e8xf8 2. ♗d5-e7#

23 ○ 1. ♖g4-g5+ ♙f6xg5 2. h4x/f4xg5#

● 1.-- ♞e1-h1+ 2. ♙f3xh1 ♖a1xh1#

Or 2. ♔h3-g2 ♖a1-f1#/g1#

24 1... ♗d4-e2+ Double check! 2. ♔g1-h1 ♗e2xg3#

25 1... ♗f3-d4+/g1+ Both moves are double check!

2. ♔e2-e1 ♗c5-d3#

26 This time it was very easy to find a mate, as six mates in 1 move are possible (we ignore the 2-moves mate)!

1... ♞b2xd2# / 1... ♞e2xd2# / 1... ♞e2xe3#

1... ♞e2-e1# / 1... ♞e2-h2# / 1... ♞e2-g2#

27 1... ♖f4-h2+ 2. ♞h1xh2 ♗g6-f4#

28 1... ♞h6xh4+ 2. g3xh4 g5-g4#

An alternative mate that takes one move more is 1... g5-g4+ 2. ♔h3-h2 ♞h6xh4+

3. ♔h2-g1 ♖h4-h1#.

29 1... ♖g6-g1+ 2. ♔f1-e2 ♜h3-f4#

30 1... ♙d4-c3+ 2. ♔d2-e3 ♙c3-d2#

31 1... ♞e5-d3+ 2. ♔e1-f1 ♞c5xf2#

32 1... ♞e6-d4 2. ♖f5-f7 ♖b2-e2#

2. ♔e3-e4 or any other move makes no difference.

33 1... ♞e1xf1+ 2. ♔g2xf1 ♙g4-h3#

34 1... ♞h3-h1+ 2. ♔g1xh1 ♙h4-f2#

ADVANCED LESSON 1

The task is to find mate or material advantage in up to four moves. The execution of the advantage may need some more moves.

If you have skipped the introductory text, as readers unfortunately do so often, please read it now. It explains the structure of the book and the best way to use it.

After using Quick Test 1 the advanced reader can now start with the main part of training. We start with relatively easy combinations of up to four moves.

For readers who did not work through TCA1 and TCA2, this chapter is thought of as a test to see whether they are strong enough to work with this book. If you have too many problems with Lesson 1, please continue with Quiz 2 and the following Quiz chapters, before going to Lesson 2. It's better to take a step back instead of laboring over a chapter that is too difficult for now.


But a small number of moves does not necessarily mean that the solution is easy to find. Sometimes a clever maneuver is well hidden and you need a lot of imagination or experience to solve the exercise.

Don't be disappointed if your result is not as good as you may have expected. Even if you cannot find a solution, the work on an exercise – searching, thinking, calculating – is good training and improves your skill and ability.

And now let's start and think like the masters! It's White to move unless there is a ● after the exercise number.

ADVANCED LESSON 1


Find mate or material advantage in up to 4 moves.
This is the starting point for the main training
for all readers who are already more advanced



1

**Munenga, Douglas (2273) –
Abdul Rahman, A (1850)**


43rd Olympiad
Batumi GEO 2018



2

**Ogunshola, B (2184) –
Jones, Steven A (2128)**


2nd 4NCL Spring Bank
Basingstoke ENG 2019



3

Luther – Munoz Arano


Internet blitz
2003



4

**Liu Guanchu (2425) –
Swiczar,M (2331)**


18th Marienbad GMA2
Marianske Lazne CZE 2019



5

**Pankova,J (1820) –
Odegov,A (2261)**


Korchnoi Memorial Open
St. Petersburg RUS 2019



6

**Kosteniuk,A (2551) -
Georgescu,L (2142)**


German Bundesliga Women
GER 2019



7

**Hammer, JL (2651) –
Werle, J (2514) Variation**


Fagernes Open
NOR 2015



8

**Haast, A (2345) –
Janzelj, L (2254)**


Olympiad Women
Batumi GEO 2018



9

**Ding Liren (2811) –
Shankland, S (2705)**


chess.com Speed 2019
chess.com INT



10

**Guid, M (2317) –
Caruso, Au (2141)**


21st Trieste Open
ITA 2019



11

**Iljiushenok,I (2540) –
Esipenko,A (2624)**


Russian Rapid GP
Skolkovo RUS 2019



12

**Kersten,U (2280) –
Fedorchuk,S (2625)**


Schwaebisch Gmuend Open
GER 2017



13

**Petkov,V (2504) –
Guillermo Gonzalez,A (1992)**


2nd San Cristobal Open
ESP 2019



14

**Fielding,Mi (1760) –
Sauer,Ma (2081)**


30th NATO Chess
Berlin GER 2019



15

**Pucovski,M (2238) –
Blagojevic,M (2196)**


TCh–CRO Div 1b
Mali Losinj CRO 2019



16

**Spiranec,N (2084) –
Vrtiakova,A (1998)**


Arisan Chess Ladies WIM
Modra SVK 2019



17

**Vaisser,A (2494) –
Leconte,M (2246)**


TCh–FRA Top 12
Brest FRA 2019



18

**Thorhallsson,S (2184) –
Halldorsson,Hj (1779)**


Icelandic Open
Akureyri ISL 2019



19

**Haubro,M (2380) –
Tenold,A (1969)**


Copenhagen CC
Ballerup DEN 2019



20

**Chen,Max (2070) –
Wiebe,I (2053)**


Canada Zonal
Kingston CAN 2019



21 ●

**Pickersgill,A (1948) –
Wheeler,Jo (2072)**


DCCA Ron Bruce Premier
Paignton ENG 2019



22 ●

Amateur game


Chicago USA 2019



23 ●

**Tabola,M (2003) –
Malovanyi,Y (2320)**


TCh-POL 2nd League
Jastrzebia Gora POL 2019



24 ●

**N.N. –
Brunthaler,H**


Rapid Pattaya THA 2019



25 ●

**Abdilkhair,A (2143) –
Aydincelebi,K (2148)**


World Schools U17
Antalya TUR 2019



26 ●

**Vukovic,C (1780) –
Dragovic,M (2357)**


TCh-EUR Senior +50
Novi Sad SRB 2017



27 ●

**Cossin,S (2494) -
Hamitevici,V (2476)**


TCh-FRA Top 12
Brest FRA 2019



28 ●

**Wall,G (2329) -
Howell,D (2702)**


5th Kings Place Open
London ENG 2017



29 ●

**Diaz Castro,S (2263) -
Anurag,M (2472)**

43rd Seville Open
Seville ESP 2018




30 ●

**Price,Michael C (1755) -
Byway,P (2017)**

4NCL Online
lichess.org 2022

Solutions

ADVANCED LESSON 1



1. Munenga – Abdul Rahman


13. ♖d3-h7+ ♔g8-h8

14. ♖h7-g8 g7-g6

15. ♗g5xf7+ ♖f8xf7

16. ♖g8xf7 ♕d8-f8

17. ♖c2xg6+-



2. Ogunshola – Jones


Did you remember
Damiano's Attack?

30. ♖h1-h8+ ♔g8xh8

31. ♕f3-h5+ ♔h8-g8

32. ♕h5xf7+ ♔g8-h8

33. ♕f7-h5#




3. Luther – Munoz Arano

1. ♖e5-d6 a6-a5 2. ♘d4-e6+

Or with the same result
2. ♖d6-b6+ ♜c4-c7 3. ♖b6-f6#.

2... ♔d8-e8 3. ♖d6-f8#




4. Liu Guanchu - Swicarz

The white knights have a firm grip around the king.


24. ♖f3-b3+ ♔e6-f5
25. ♖b3-h3+ ♘f5xe4 26. ♖h3-f3#

Or 25... ♔f5-f4 26. ♖h3-f3#.



5. Pankova – Odegov

32. ♜g7-g8+ ♘f6-e7
33. ♖h8-h4+ ♘e7-f7
34. ♖h4-h7+ ♘f7-f6
35. ♖h7-g7#




6. Kosteniuk – Georgescu

37. f6-f7 g6-g5

If 37... ♘e6xf7 then 38. ♜b7-d7#.

38. f7-f8 ♖+ ♜f4xf8 39. e4-e5#




7. Hammer- Werle

1. ♖c3xd5+ ♜f6xd5

If 1...e6xd5? then 2. ♞d1-e1+.


2. ♙d3xa6 ♜a8xa6 3. ♞d1xd5 f7-f6
4. ♞d5-b5+-



8. Haast – Janzelj

Two clearance sacrifices are needed for a double attack.

25. f5-f6 ♙g7xf6
26. ♙e3xg5 ♙f6/h6xg5
27. ♚e2xe4+ f7-f5 28. ♚e4xd5+-




9. Ding Liren – Shankland

27. ♞e7-e8+ ♜g8-g7 28. ♙a3-f8+

(1-0) Black resigned here because of


28... ♜g7-g8 29. ♚f3xd5 ♞d8xe8.

Or 29... ♞d8xd5 30. ♙f8-h6#.



10. Guid – Caruso


18. ♖e4-d6 ♙e7xd6
19. ♙g2xd5+ ♜g8-h8
20. ♙d5xc6 b7xc6
21. ♚d3xd6±



11. Ijiushenok – Esipenko


18. e5-e6+ ♔d7-c7
 19. ♕g5-f4+ ♕c5-d6
 20. ♕f4xd6+ ♔c7xd6
 21. ♖c3-b5+

Winning the queen, else 21...♔c5 22.
 ♖c3#.



12. Kersten – Fedortschuk

1. c3-c4! ♕b5xc4
 2. ♕f1xc4 ♖d5xc4 (1-0)
 3. ♖a1-c1 ♖c4-a2
 4. ♖c1-c8++-




13. Petkov – Guillermo Gonzalez

36. ♖h7xg7+ ♔g8xg7
 37. ♖e4xf6 ♖d8xf6

No better is 37...♖b7-f7 38. ♖h3-h7+
 ♔g7-f8 39. ♖h7-h8+.

38. ♖h3-h7+ ♔g7xh7 39. ♖f3xf6+-




14. Fielding – Sauer

25. ♖c4-d6+ ♕c7xd6 26. ♖e2-c4+

Weaker but also winning is 26. ♖d1xd6
 ♖c6-d4 27. ♖e2-c4+ ♖d4-e6.

26...♖f5-e6
 27. ♖c4xe6+ ♔f7xe6 28. ♖d1xd6++-




15. Pucovski – Blagojevic

20. ♖g5-h6+ ♜g7-g8

Or 20... ♜g7xh6?? 21. ♞e5xf7+.

21. ♜b3-a4 ♞e8-f8 22. ♜h6xf8

Or 21... ♜c8-d7?? 22. ♜a4xd7.




16. Spiranec – Vrtiakova

28. ♞c5xe6 f7xe6 29. ♞b5-b7 ♞a8-c8

The queen cannot escape, e.g.
29... ♞c7-d6 30. ♞a1xg7#.

30. ♞b7xc7 ♞c8xc7 31. ♞a1-e5+-




17. Vaisser – Leconte

32. ♞c8xd8 ♞f8xd8

Or 32... ♞g5xd8 33. ♞e4xf5.

33. ♞e4xf5 ♞g5xf5

34. ♞d5-e7+ ♜g8-f8 35. ♞e7xf5+-




18. Thorhallsson – Halldorsson

28. ♜f3-h5 (1-0) 28... ♞e8-d7

28... g7-g6 29. ♞b4-c3 -- 30. ♞c3-h8+
28... ♞e8-f8 29. ♜b2-a3.

29. ♞e1-d1 ♞d7-c7 30. ♜b2-e5+-




19. Haubro – Tenold

29. ♖c4-c8+ ♔g8-g7 30. ♖c8-f8+ 1:0;
30... ♔g7xf8


Or 30... ♔g7-f6 31. ♖f8-h8#.

31. ♙e3-h6+ ♔f8-g8 / ♙b2-g7
32. ♚c2-c8#



20. Chen – Wiebe


31. ♖d8xe7 ♗f6xe7
32. ♘d4-f5+ ♔g7-f6
33. ♘f5xe7 ♔f6xe7
34. g2-g3 ♘f4-g6
35. ♘e3xd5+-



21. Pickersgill – Wheeler


The last move, ♖d1-e1, is a big mistake.

27... ♖b5-d3+ 28. ♔b1-b2 ♙f6xd4
29. ♙c3xd4 ♚e7xe1
30. ♖f2xe1 ♖d3xd4+
31. ♔b2-b1 ♔c8-d7-+




22. Amateur game

1... b7-b5
2. ♙c4-d3 b5-b4
3. ♘c3-e2 ♙c6xg2+
4. ♔c1-b1 ♙g2xh1-+




23. Tabola - Malovanyi

- 30...♖g3xh3+
 31.♔h2xh3 ♚e8-h5+
 32.♚e1-h4 ♚h5-f3+
 33.♔h3-h2 ♚f3-g2#




24. N.N. - Brunthaler

- 1...♖f8xf3
 2.♙e2xf3 ♞c6xe5+
 3.♔d3-e2 ♙d7-b5+
 4.♔e2-d1 ♞e5xf3+




25. Abdilkhair - Aydincelebi

- 27...♙d6xf4 (1-0)
 28.♙e3xf4 ♖e8xe1+
 29.♚f2xe1 ♚h3xf3+
 30.♖g5-g2 ♚f3xf4+



26. Vukovic - Dragovic

- 27...f4-f3
 28.g2-g3 e4-e3!
 29.♚d2xe3 ♖g4xg3+
 30.♔g1-f1 ♖g3xh3+-




27. Cossin – Hamitevici

36... ♔c5xd4

37. ♔d2xd4 ♜e5-e1+

38. ♞c3-c1 ♞e1xc1+

39. ♚b1xc1 ♞c8xc4+-+




28. Wall – Howell

20... a7-a6 21. ♞b5-a4

Or 21. ♞b5xa6? ♜c6xb4.

21... ♔e6-c4 22. a2-a3 b6-b5

23. ♞a4xa6 ♜c6xb4+ 0-1



29. Diaz Castro – Anurag


21... ♞c6-a5

Threatens 22.-- ♞a5xb3+ 23. ♚c1-b1 ♞f5xc2+-.

22. ♞d2xa5 ♞c8xc2+

23. ♚c1-b1 ♞c2-c5+ (0-1)

24. ♚b1-a2 ♞c5xa5#



30. Price – Byway

A typical maneuver to open the line while a bishop is lurking on the diagonal a7-g1. No escape for the king.

29...♖c3xg3 30.h2xg3 ♚e6-h6+

31.♔h1-g1 d4-d3+

32.♔g1-f1 ♚h6-h1#

QUICK TEST 2

This part can be seen as an addition to Chapter 5 of TCA1. There you had to find a winning move. Most of the time this means already calculating two or three moves ahead, since you have to make sure that your move really wins something.

Finding a combination for material advantage is often more difficult than finding a mate. If mate is specified then obviously you look at the king's position, but it can be hard to find the right direction for a combination to win material.


Inexperienced players tend to look desperately around to see if they might possibly win something. That's not a good idea, certainly not one that really makes you stronger. Take your time. Look at the position. Is there a weakness? Does one side have a problem, e.g. do they have to defend a piece or prevent a mate? Can an exchange alter something in the position? If you understand the position and there are problems and possibilities you will find the tactical strike easily. This way of solving takes a bit longer, but makes you stronger. Especially when seeking an advantage in three or more moves it's necessary to understand the position and not just look out for a simple tactical pattern.

Again, always keep in mind: here in the book it's written "Material advantage in up to three moves". In a real game there's no such clue and you have to find out whether some tactical maneuver is possible or not without prior warning!


OK, let's start and with smart tactical strikes to fill a whole chest with the opponent's captured pawns and pieces!

Quick Test 2


Find material advantage
in up to three moves!




1




2




3




4




5




6




7




8




9




10




11




12




13




14




15




16




17




18




19




20




21




22




23 ●




24 ●




25 ●




26 ●




27 ●




28 ●




29 ●




30 ●




31 ●



32 ●



33 ●



34 ●

Solutions

Quick Test 2

- 1 1. ♖c7xd5 ♜f7xd5?? 2. ♚e2-e8#
- 2 1. ♜h6xh7 ♜f7xh7 2. ♙d3xf5+ ♔d7-e7 3. ♙f5xh7
- 3 1. ♙d2xh6 g7xh6 2. ♙g2xd5
- 4 1. ♖d6xb7 ♙c8xb7 2. ♜d1xd7+-
- 5 1. ♜f3xf5 ♜e6xf5 2. ♖d5-e7+
- 6 1. ♖d5-e7+ ♜c5xe7 2. ♜f3xa8
- 7 1. ♜h5xd5
- 8 1. ♜a5xc5 ♜c7xc5 2. ♖e5-d7+
- 9 1. ♖e5xg4 e.g. 1... ♙e4-c6+-

The endgame is quickly lost after 1...f5xg4? 2. ♔e3xe4.

- 10 1. ♙e3-c5+ ♖d7xc5 2. ♜d1xd8 ♔e7xd8 3. f4xe5
- 11 1. ♜d1xd6 ♜e7xd6 2. ♙g3xe5 ♜d6-c6 3. ♙e5xf6
- 12 1. ♜f8-h8+ ♔h7xh8 2. ♖d6-f7+
- 13 1. ♜c2xc6 ♜d6-d7 2. ♜c6xa6

Or 1... ♜d6xc6?? 2. ♜a5xd8+ ♔g8-h7 3. ♜d8xd5.

- 14 1. ♜g6xh6+ ♔h7-g8 2. ♜h6xh5

Or 1...g7xh6?? 2.♖g2–g8#; Or 1...♔h7xh6?? 2.♖g2–g6#.

15 1.♖a7xg7+ ♔h8xg7 2.♘d4–f5+ ♔g7–f6 3.♘f5xd6

16 1.♘e4–d6+ ♘f8xd6 2.♖g4xf5

17 1.♘f6–d7+ ♔f8–g8 2.♘d7xb6

1...♘e8xd7? is not possible because of 2.♖f2xf7#.

18 1.♘c3xd5 ♖d7xd5?? 2.♘d3–c4

19 1.♘f4xe6 ♖d7xe6?? 2.♖f1–e1

20 1.♖a6xb7+ ♖c6xb7 2.♖a1–a7

21 1.♘f4–g6+ ♘f5xg6 2.♖h5xe5

22 1.♖g5–g8+ ♔h8–h7 2.♖d2xh6+ ♔h7xh6 3.♖g8xa8

23 1...♘e6xa2+ 2.♔b1–c1

The knight is pinned. If 2.♘c3xa2?? then ♖a5xd2.

24 1...♘g7xd4 2.c3xd4 ♖e7xb4+

25 1...♖h4xg3 2.f2xg3 ♘g5–f3+ 3.♔g1–f2 ♘f3xd2

26 1...♘f1xg2 2.♘e1xg2 h4–h3

And the knight cannot stop the pawn from promotion.

27 1...♘b7xg2 2.♖f2xg2?? ♖a6–f1+

28 1...♖c5–c3 / a5 / f2 2.♖d2–e3 ♖c3xd3

And mate is unavoidable.

29 1...♘e5xd3 2.♘e4xd3 ♘f6xb2

Or 2.♖b2–a2 ♘d3xf4+.

30 1...♖d8–d2 2.♖e2xd2 e4–e3+

31 1...♖b6xd4 2.♖d2xd4 ♘b4–c2+ 3.♔e1–d2 ♘c2xd4

- 32 1...♖e5-f3+ 2.♙g2xf3 ♘d6-h2+ 3.♔g1xh2 ♜d8xd2
- 33 1...♗f6xd5 2.c4xd5 ♙e6xd5 3.e4xd5 ♞e8xe2
- 34 1...♞b8xb2 2.♚c2xb2 ♘e5-f3+ 3.♞f1xf3 ♙g7xb2